


HOW TO REGISTER

THE 6th GHSA MINISTERIAL MEETING & SIDE MEETINGS

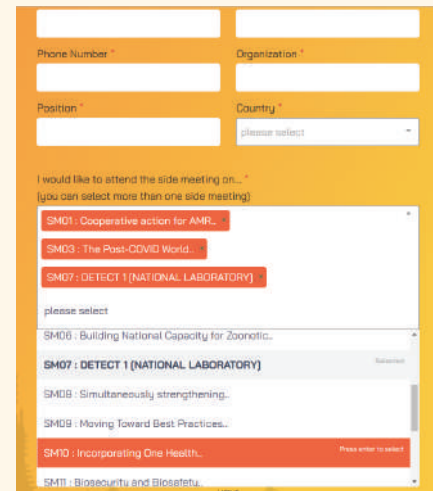
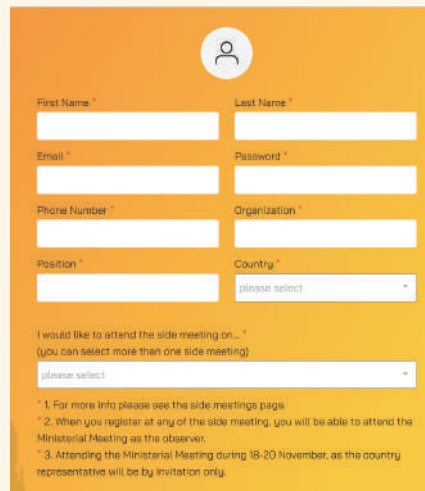
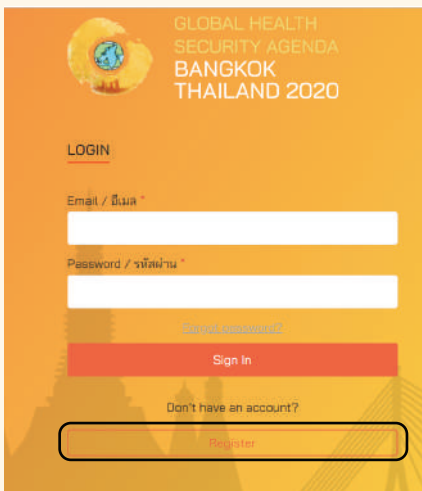
During registration for the Ministerial Meeting, you will have an opportunity to select side meetings that are of interest to you. Side Meetings are open to all registered participants



STEP 1: Go to GHSA MM 2020 Website

via ghsamm2020.com, then click 

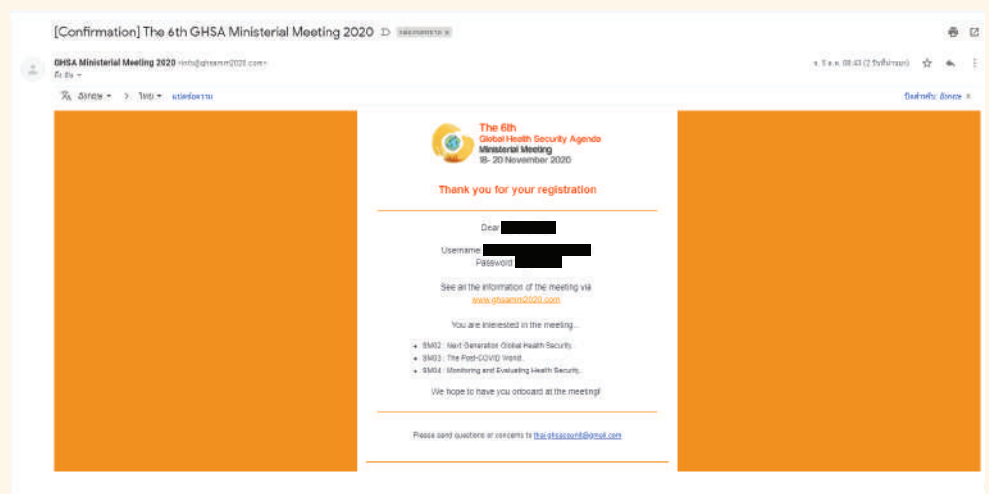
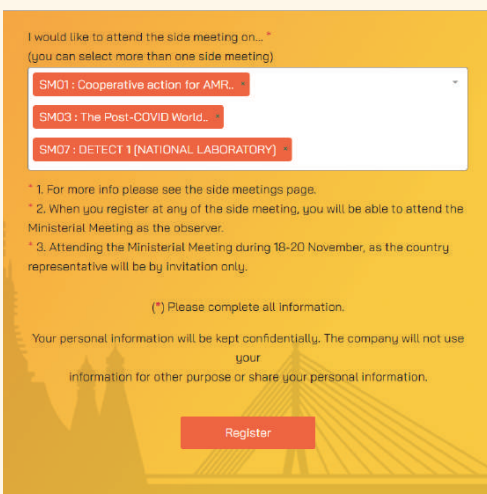
“Sign In | Register” button on the top-right of the page.



STEP 2: Fill your personal information

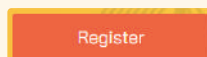
Click “Register” button on the bottom of the page, then fill your personal information and select side meeting(s) which you would like to attend (it can be more than one).

Notice: All individuals, must select at least one side meeting that they are interested in attending in order to complete registration. Upon completion, all side meetings and Ministerial Meeting (as observer) will be opened to all registered guests, regardless of which side meeting they selected on the registration page.



STEP 3: Register and receive the confirmation

When you completed fill your information and choose side meeting(s), go on to click



“Register” button to submit your registration. After that you will receive an email for confirmation.